

National Crime and Policing Measures

Target	Measure	12 months to Sept 2022	12 months to Sept 2023	% Change vs Previous Year
Reduce Murder/Homicide	Recorded Homicides	21	18	-14%
Reduce Serious violence	Firearms Offences (includes all uses however excludes air weapons and bb guns)	69	63	-9%
	Discharges of Lethal Barrelled Firearms (handguns, shotguns and rifles - not air)	12	7	-42%
	Presentations to ED with knife/sharp object assault injuries	97*	92*	-5%
Reduce Neighbourhood Crime	Recorded Burglary, Robbery, Theft of/from vehicle, Theft from person	17,445	16,903	-3%
Improve satisfaction among victims (focus on DA)	% Victims Satisfied (internal surveys)	84.5%	84.8%	+0.3%
	% DA Victims Satisfied (internal surveys)	70.3%	73.4%	+3.1%
Tackle Cyber Crime	Recorded Online/Cyber-enabled crimes	6,246	5,190	-17%

*Data 12 months to end of August 2022 and 2023 as September's data isn't yet available

Key Headlines

- **Serious Violence:** There were no confirmed discharges of lethal barrelled firearms this quarter. There were five firearm seizures, with three firearms “found”, one surrendered anonymously and one recovered having been used in a suicide. There is a further slight decrease in admissions for knife/sharp object assault injuries, which still remain below the 2020 level.
- **Homicide:** During the quarter a total of seven homicides were recorded, six being in West BCU and one in South. This is an increase of three offences compared with the equivalent period in 2022. Most have been random acts of violence, but there have been two child homicides within the seven recorded.
- **Victim Satisfaction:** Levels for DA victims and Overall victims show small positive variations, circa 83% and 73% respectively (12 months to end of Sep 2023).

National CJS Delivery Data

Data was updated in November 2023 to include Quarter 2 of 2023 (now representing data from July 2022 to July 2023).

Key Headlines

All Crime

- The latest national data suggests **a small improvement in the timeliness of investigations for victims of crime, based on average days to charge in victim based cases**. Lancashire is tracking below the national average, although national updates are delayed on this specific area (36 days latest national figure, 23 days in Lancashire). Timeliness from Police referral to CPS charge for the North-West CPS area in 2022 was 29 days, against a national average of 44 days. HMCTS data indicates that time from arrival at Crown Court to case completion has increased to 250 days, against a national average of 252.

Crime recorded to police decision

Average days taken for police to charge an offender in victim-based cases

23 days

Down 3 days from previous year

July 2022 to June 2023

Crime recorded to police decision

Victim-based offences where an offender is issued with a successful outcome (%)

11%

Up 1 percentage point from previous year

July 2022 to June 2023

Crime recorded to police decision

Investigations closed because the victim does not support police action (%)

34%

Down 1 percentage point from previous year

July 2022 to June 2023

Rolling 12 month comparisons for Lancashire– All Crime

Source: [Criminal Justice System Delivery Data Dashboard - GOV.UK](https://www.gov.uk/government/collections/criminal-justice-system-delivery-data)

- The **percentage of positive outcomes for victim-based crime has increased slightly** to 11% and still exceeds the National average of 8%.

Adult Rape

- Lancashire is **ahead of the National average (309 days) in relation to investigative timeliness, remaining stable at 249 days. It has increased its positive outcome proportions** for adult victims of rape to 7%, against a national average of 5%. The North-West CPS area is still ahead of the national position on time taken to authorise charge after police referral at 103 days compared against 142 nationally. However Lancashire HMCTS data indicates that the time from a case arriving at Crown Court to completion has increased to 462 days against a national average of 369 which is a worry.

Crime recorded to police decision

Average days taken for police to charge an offender

249 days

No change from previous year

July 2022 to June 2023

Crime recorded to police decision

**Investigations which result in a charge
(% of all investigations closed in the
same time period)**

7%

Up 1 percentage point from previous year

July 2022 to June 2023

Crime recorded to police decision

**Investigations closed because the
victim does not support police action
(%)**

61%

Down 2 percentage points from previous year

July 2022 to June 2023

Rolling 12 month comparisons for Lancashire– Adult Rape

Source: [Criminal Justice System Delivery Data Dashboard - GOV.UK](#)

- The latest data shows a further increase in the number of suspects referred to CPS for early advice or a charging decision in Lancashire and the Constabulary is tracking ahead of 2016 levels, which are being used Nationally as a target.
- Lancashire is at the national average for investigations closed because the victim does not support police action at 61%. This represents a 1ppt decrease on the previous year.
- Lancashire recorded a higher proportion of cases which resulted in either a completed trial or guilty plea (89%), when compared with the the National average (87%). This represented a 2% increase on the previous year.

Recorded Crime and Outcome Levels

Year-to-Date comparison – All Crime

1 st April – 30th September	All crime total	Percentage change vs. previous year
2019	74,456	-
2020	61,206	-18%
2021	69,548	+14%
2022	69,648	0%
2023	64,975	-7%

- Overall, crime levels for April to September 2023 to date show a reduction on those from 2022, and still show a reduction against the pre-pandemic baseline.

Outcomes – Priority Crimes

- Data from September 2022 to August 2023 (see below) shows the Constabulary continues to achieve greater proportions of positive outcomes than the National averages across all priority crime types. We are also achieving higher proportions of positive outcomes on all but one category compared against the MSGs and North-West region..

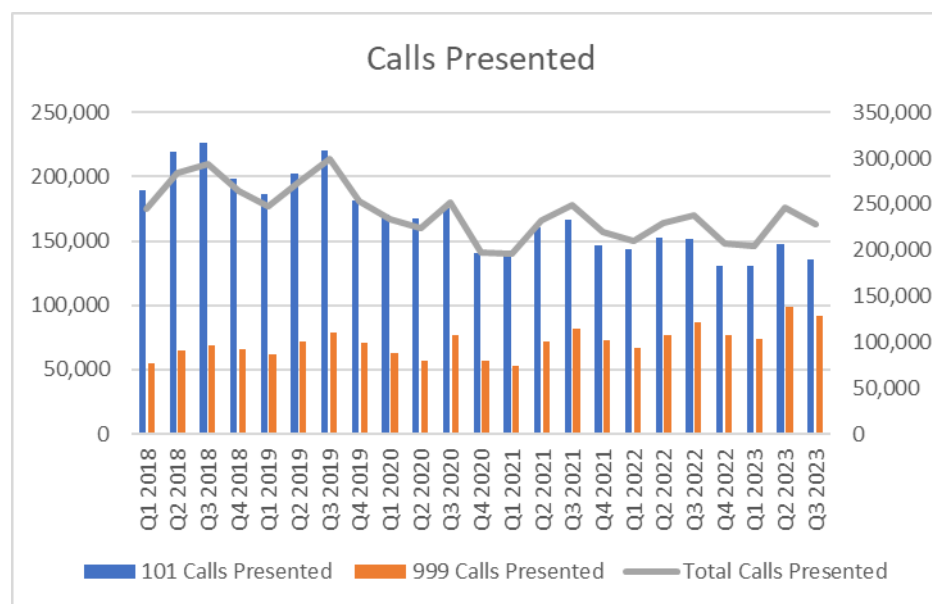
Crime Type	Lancashire
All Crime	13.9%
Burglary (All)	8.4%
Other Sexual Ofences	13.1%
Rape	9.8%
Robbery and Personal Property	14.5%

Police and Crime Plan Priorities

Efficient and Effective policing

Key Headlines

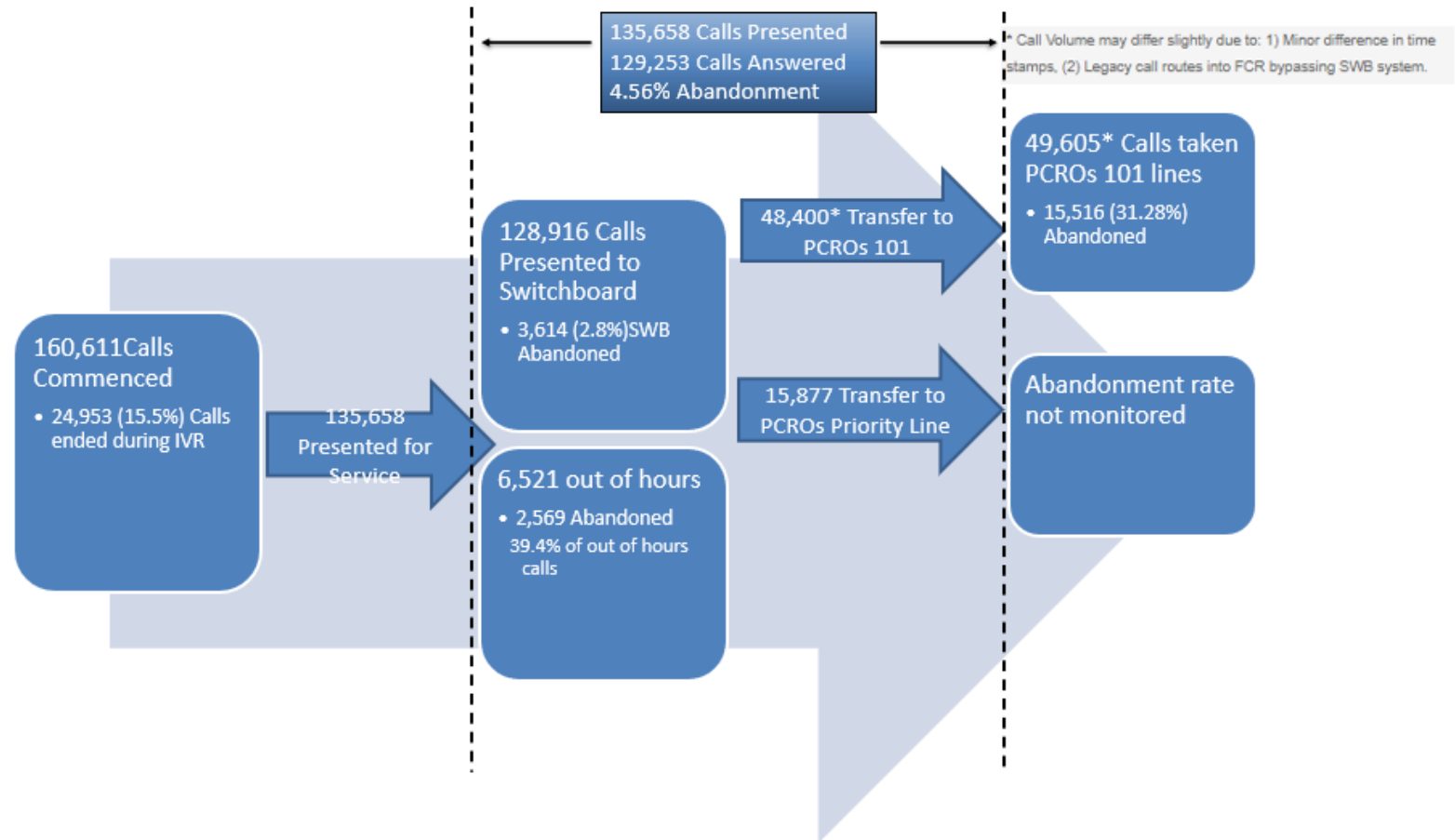
- Call demand has fallen in this quarter, both for 999 and 101 calls.
- This volume remains lower than the equivalent period 2019 and 2022 although higher than quarter 4 of 2022 and Quarter 1 of 2023.



Call volumes per month 2018 – present (total refers to right axis)

Source: FCR Live Dashboard

101 Call Flow – July-September 2023



101 Call Flow Performance – July to September, 2023

Source: FCR Live dashboard, Power BI

- 101 abandonment rates – July 101 abandonment rate was 3.4% and a reduction to 2.3% was achieved in August.
- Recruitment into the part time rotas is currently ongoing and two part time PCRO intakes have completed their training and are now answering live calls. Further recruitment is on-going to fill all the gaps on the rotas with a training course commenced in August and one scheduled for November. The implementation of the logistics team has now been finalised and will be responsible for duty planning, recruitment, and ongoing quality improvement. These changes are expected to positively impact abandonment rates through improved staff coverage across all hours of the day.
- 999 Service levels for July were 90% and August 89.9%, significant improvements on last year 999 service level comparison at 61.4% and 52.3% respectively.

Getting Tough on Anti-Social Behaviour (ASB)

Key Headlines

- **ASB incident volumes continue to track below the previous financial year** (see below). It is worth noting that as well as a continuing to show a decrease on 2021/22 the figure also shows a slight decrease compared against 2019. Locations of concern have been in and around fast-food restaurants and supermarkets with moto and youth nuisance evident.










1 st April – 30 th September	ASB Incident total	Percentage change vs. previous year
2019	30,401	-
2020	52,329	+72%
2021	39,753	-25%
2022	30,956	-22%
2023	28,808	-7%

ASB Incidents Recorded – Lancashire, 2018/19 to present, for equivalent time period.

Source: Responding Dashboard

- Op Centurion – 1st quarter complete July-September. Phase 2 launched on 2nd October with a further 8 hotspots. Reported ASB incidents across the first 6 hotspot locations in July-Sept have reduced by 5.7%. Lancashire Talking data shows that in the 6 hotspots, confidence in the Police generally has increased by approximately 11% and confidence that we are dealing with ASB has increased by approximately 8%. This compares to 1-2% increase across the whole of Lancashire.
- Use of Civil Orders to tackle ASB – We have seen an increase in the number of Civil Orders being applied for since the ASB, Prevention and POP command Civil Orders officers have been in post. This has included a number of closure orders for both residential and business premises. Recording and monitoring of civil orders is being reviewed to ensure accuracy and accessibility of management information.
- Problem oriented policing to tackle ASB – POPs system has been reviewed and a significant number of changes have been requested to improve the efficiency and accessibility of the system. ICT are currently creating the process maps then we will know a timescale on completion, aiming for 2-3 months. The ASB, Prevention and Problem-Solving Team are reviewing POPs with a view to increasing the number of force-wide POPs including larger bids for funding for similar projects. Again, this will ensure best practise is shared and implemented across the force and our response to ASB is standardised.

Disrupting and Dismantling Organised Crime

PURSUING OFFENDERS: REDUCING THEIR CAPABILITY & FINANCIAL GAIN				
 <p>336 arrests 56 charges</p>	 <p>38 people convicted 160 years imprisonment</p>	 <p>1 Completed (Sexual Risk Order)</p>	 <p>Total Cash Seizure £650,909</p>	<p>Disruptions Total 314 Major 2 Moderate 62 Minor 243 No Impact 7</p>
 <p>8 Firearms recovered 0 rounds of ammunition</p>		 <p>14kg Class A drugs seized and 14 kg Class B seized & 3599 Plants</p>		
PREVENTING & PROTECTING SERIOUS ORGANISED CRIME				
<p>multi- 20 agency meetings held</p>	<p>Worked in Partnership with different agencies to prevent & protect against serious & organised crime</p>		<p>Prevent Initiatives SOC Diversion (MASP) ROC & Clear Hold Build (Fleetwood) (Nelson)</p>	<p>7 Adults Safeguarded 6 Children Safeguarded</p>

July - September 2023; Source: PAM system

Key Headlines

Modern Slavery/HT

- Freedom Bus – the new livery is now completed and the bus is operational. It was used at an event in Leyland in conjunction with South Ribble Local Authority, Tesco and supported by the Soroptimists. This generated 50k hits on social media.
- Virtual Reality Headsets are now ready and will be piloted shortly. These were designed in collaboration with UCLAN and will be used for raising awareness of HT/MS and increasing the ability to identify risk.

County Lines

- Surge Funding 23/24 - Lancashire have been allocated £85,658. This will be spent between the 3 BCU's and is Pursue focused.
- County Lines App – this is an intelligence app that provides a “one stop shop” for all the information, contacts and methods for tackling county lines. It is available on mobile devices, Samsung's, and is designed to be easy to use. The Metropolitan Police and Merseyside are currently trialling this and then it will be rolled out to other forces, planned for October 2023.

APMIS

- The Constabulary has migrated onto the national SOC recording database known as APMIS. This allows us to record our disruption activity against SOC directly. We have delivered face-to-face training across the force to all staff who will be using APMIS.

Road Crime Team

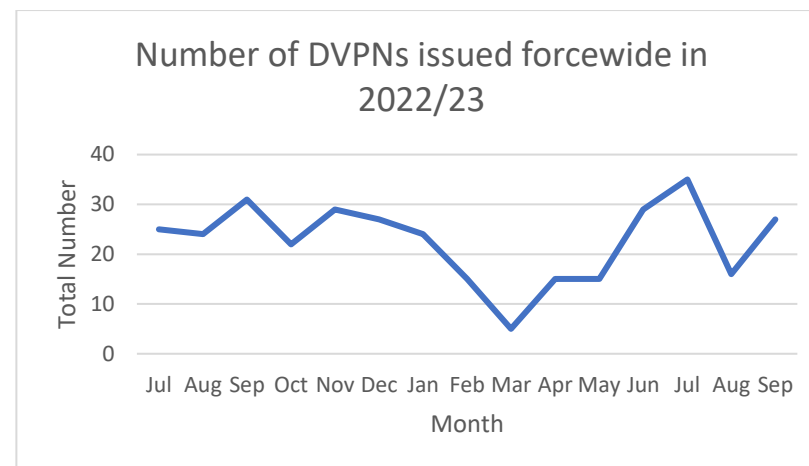
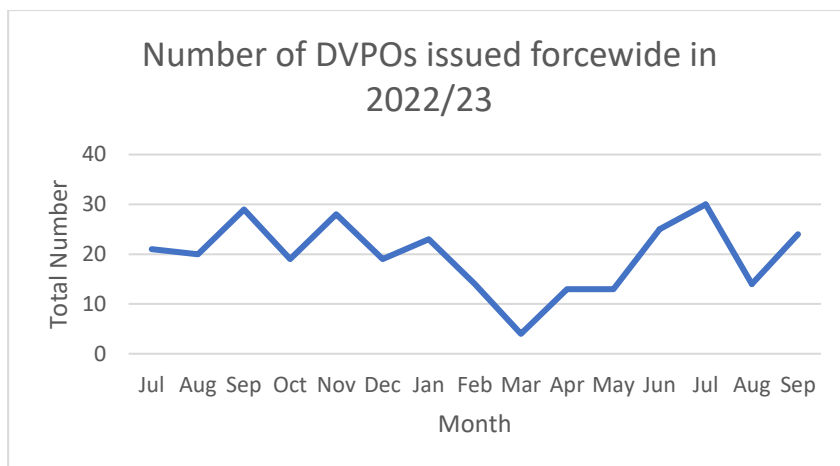
- The RCT continues to achieve great success and is directly linked into the SOC tasking process. Operations such as Op Manticore/Boomerang and the NCA Operation Chapelgate help us make intelligence led stops that result in the recovery of cash and make arrests for money laundering. Between 19th June and 30th September 2023, the RCT seized £462,297.

Tackling Domestic Abuse (DA) and Sexual Violence

1 st April – 30th September	DA Crime total	Percentage change vs. previous year
2019	10,198	-
2020	11,254	+10%
2021	12,775	+14%
2022	12,506	-2%
2023	11,097	-11%

Key Headlines

- DA call volumes have continued to fall compared with the same quarter in the previous year.
- The proportion of **DA victims satisfied with the police service they remained stable** – 83% for the 12 months to the end of September 2023.
- Recorded Rape and Other Sexual Offences in between April and September 2023 showed an 11% decrease compared with the same period in 2022.
- Governance for VAWG now sits within the Strategic Vulnerability Board terms of reference within the Force vulnerability framework. A Chief Superintendent has been appointed as Head of Vulnerability and Public Protection. VAWG related offences feature predominantly in the priority areas of business scrutinised at the Board, and the related BCU meetings, and the trajectory is showing improvements in relation to outcomes specifically for victims of these types of crime. The aim of the SVB is to use the 4 P approaches to identify and respond to vulnerability.
- Embedding the national Op Soteria framework for victims of rape and sexual offences is an ongoing project offering specialist support to victims and progress was scrutinised via a weeks inspection in October/November. Initial feedback from HMICFRS was overwhelmingly positive, with the lead inspector commenting on a “professional and highly dedicated workforce – without exception”, particularly praising victim-focus of first responders and RASSO teams.



DVPN	Jul	Aug	Sep	Oct	Nov	Dec	Jan	Feb	Mar	Apr	May	Jun	Jul	Aug	Sep
	25	24	31	22	29	27	24	15	5	15	15	29	35	16	27
DVPO	Jul	Aug	Sep	Oct	Nov	Dec	Jan	Feb	Mar	Apr	May	Jun	Jul	Aug	Sep
	21	20	29	19	28	19	23	14	4	13	13	25	30	14	24

- Overall improvements in the use of protective and preventative orders have been maintained (see above). This may be linked to the new paperwork streamlining the process.
- Last November a super-complaint was submitted by the Suzy Lamplugh Trust, on behalf of the National Stalking Consortium, to the His Majesty's Chief Inspector of Constabulary and Fire Service (HMICFRS) and the Independent Office of Police Conduct (IOPC). HMICFRS have now been into Force, conducted their inspection in relation to this, and given verbal feedback to assist in improving our response to stalking and our service to victims of this life changing crime. This feedback has been scrutinised and where necessary transferred into SMART activity in the DA and Stalking Action tracker governed by the Vulnerability Board.
- A Stalking week of action has taken place, consisting of Teams sessions input each day. Guest speakers/areas included Nick Gazzard, CDIU – Conduct Crime, how to investigate stalking, CPS – Annabelle Hartley, Paladin & legal input on SPOs.

This has assisted in awareness of the complexity of crimes and what tools are available to support officers and the investigations.

- DA Matters training is being progressed through Reed Consultancy Plus, who are partnered with SafeLives, and are contracting via the Yorkshire Purchasing Organisation (YPO) Framework 940 – Managing Consultancy and Professional Services. Training will commence in early 2024, potentially on 19th February.

Cracking Down on Burglary and Robbery

Key Headlines

- Both categories of burglary have decreased compared with the same period in 2022. Personal robbery has increased compared with the same period in 2022, whilst business robbery has shown no change. All offence categories including Personal Robbery remain at a lower volume than the same period in 2019 – see table below.

1st April – 30th September	Burglary Business and Community Crime total	Percentage change vs. previous year
2019	2,108	-
2020	1,388	-34%
2021	1,230	-11%
2022	1,421	+16%
2023	1,325	-7%
1st April – 30th September	Burglary Residential Crime total	Percentage change vs. previous year
2019	3,845	-
2020	2,814	-27%
2021	2,388	-17%
2022	2,494	+7%
2023	2,333*	-6%
1st April – 30th September	Robbery Personal Crime Total	Percentage change vs. previous year
2019	640	-
2020	458	-28%
2021	508	+11%
2022	501	-1%
2023	537	+7%

1st April – 31st September	Robbery Business Crime total	Percentage change vs. previous year
2019	45	-
2020	25	-44%
2021	29	+16%
2022	36	+24%
2023	36	NC

Source Power BI

*includes burglary non-dwelling category

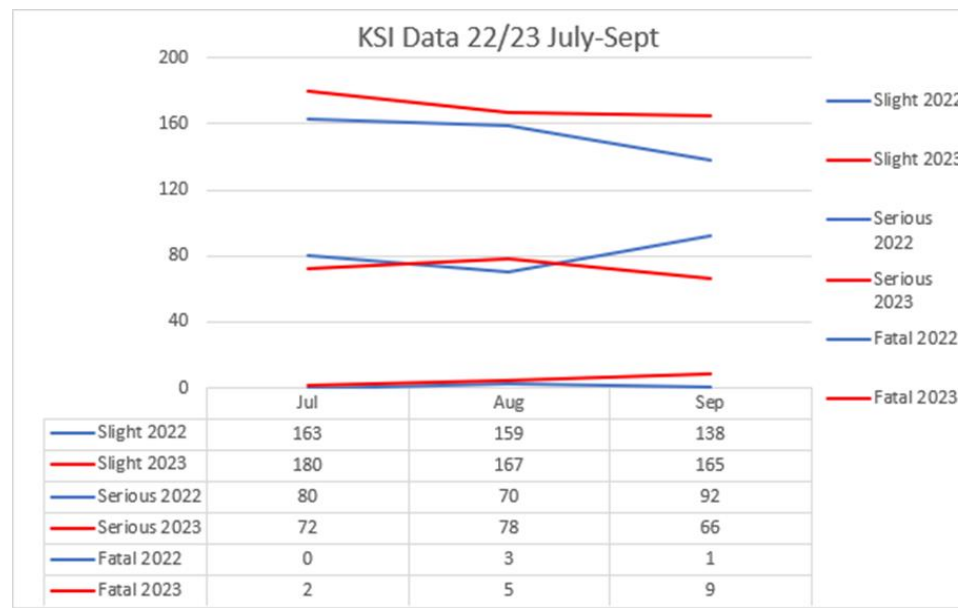
The NPCC lead for residential burglary has developed two new guides for operational policing. These are 'A practice guide to investigating residential burglary' and 'Minimum Standards of Digital Investigation for Residential Burglary'. This also includes a self-assessment for forces to consider completing. These guides are due to be released nationally on 6th October. Lancashire has assisted in development of these guides and have had an earlier access to enable us to make progress in developing our response.

A Task & Finish Group has been set up with representation from BCU's (response policing, NHP, investigations), Scientific Support, FCR, Corporate Development, Media and ICT to build on existing practices across Lancashire following implementation of the TOM for Response, NHP, FCR, TacOps and Investigations. The purpose will be to benchmark our current practice against national best practice and monitor our development throughout 2023/24.

This will assist ahead of the HMICFRS Inspection in 2024 in their PEEL Inspection across a number of key areas. Senior owner of this is ACC Mackenzie and DCS Stables with progress monitored through the Investigations Standards Board.

8. Targeting Dangerous Drivers

Key Headlines



_Source: Internal data and Collision Reporting and Sharing System- CRaSH

- 5% decrease in collisions Jan-Sept 2023 compared to 2022. Notable trend at present is the increasing presence of elderly drivers and/or pedestrians within the serious and fatal collisions.

	Mobile Phone	Excess speed (m/way)	Excess speed (30mph)	Seatbelt	Tyres <1.6mm	Insufficient transmission of light	Impaired arrests - Ops only
■ Jul-Sep 23	177	107	219	142	17	151	272
■ Jul-Sep 22	153	104	175	230	12	50	310

■ Jul-Sep 23 ■ Jul-Sep 22

47% increase in TORs issued by Specialist Operations officers from Jul-Sep 2023 compared to the same period in 2022

	Jul-Sep 22	Jul-Sep 23
TORs - Ops data only	1569	2314
TORs - forcewide	2292	2961

	July		Aug		Sept	
	2022	2023	2022	2023	2022	2023
Impaired arrests - forcewide	213	228	203	190	223	189
s165 - forcewide	232	251	265	259	208	284
s59 - forcewide	138	188	160	172	140	158

Operation Virage

Between July and Sept 2023 there have been 92 positive outcomes, including 41 arrests for impaired driving, 14 TORs issued and 17 vehicles seized. On top of that we had 28 people who blew under the legal limit and were given words of advice with the officer sometimes advising whether they thought the target should be kept on or removed. 12 stops were believed potentially malicious.

As of 01/10/2023 there were 351 current targets with gradings as 74 Red, 101 Amber and 169 Green.



Road Crime Team results since team commenced on 19th June

The Roads Policing Unit continues to go from strength to strength following the TOM changes from TacOps. The training delivered over the last 18 months has paid dividends in enabling the dedicated roads policing officers in the new operating model to focus on dangerous drivers in all guises throughout Lancashire, and this is clearly demonstrated in the significant increases in enforcement output.

Operation Vertebrae in July (M6/M61/M65 commercial vehicle focus) was supported by £16k funding from national Organised Immigration Crime and enabled our operation to run with high levels of dedicated staffing through the week. We had really significant buy-in from partner agencies, in particular the Environment Agency Joint Waste Crime Unit who were delighted (again) with the interventions and intelligence dividend they captured from the waste movements brought into the checksite through the week.

Of note, of 354 commercial vehicles brought into the checksites at Cuerden & Heysham, 204 issued FPN or prohibition by Lancs RPU, a further 12 HGVs and 31 LGVs prohibited by DVSA, and 2 HGV drivers arrested for positive drug wipe. Of the abnormal loads brought in, 100% were found to be non-compliant to varying degrees. £16k worth of fines (equal to the amount funding the Operation) issued by our officers, which all goes to HMCTS.

We continue to push forward in regard to the specialism around HGV enforcement; 8 further RPU officers have qualified to prohibit unsafe HGV and LGV vehicles over 7 tonnes. We now have the equipment and process in place to immobilise such vehicles independent of DVSA and keenly await the delivery of the new CVU / SCIU scene vans which will enable far greater road-side deployment of specialist equipment and tactics across the county.

The RPU fleet is stabilising after the delays and challenges previously described, the new mixed Volvo / Skoda assets are proving highly effective in undertaking their intended roles.